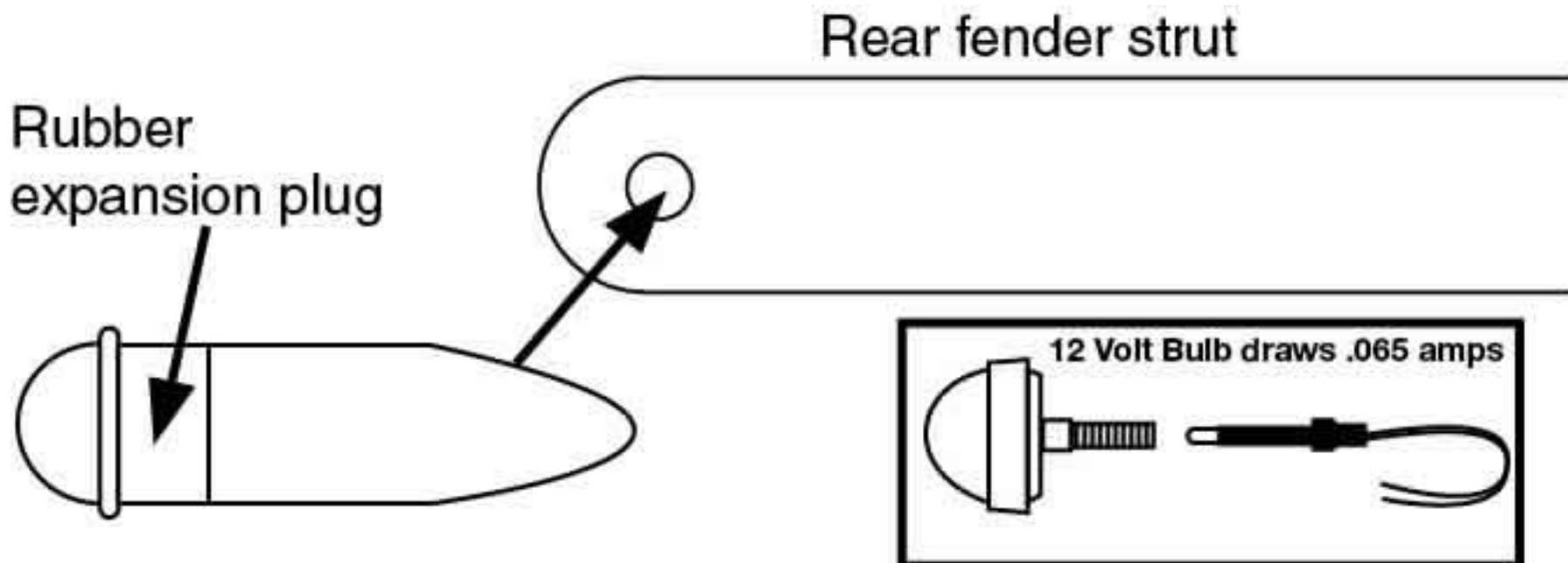


DERINGER LIGHTS

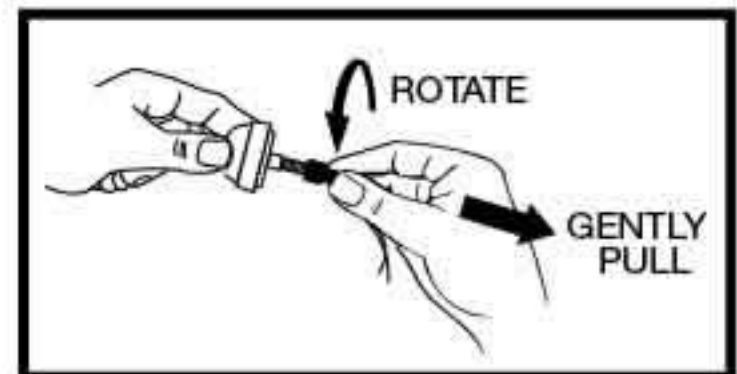
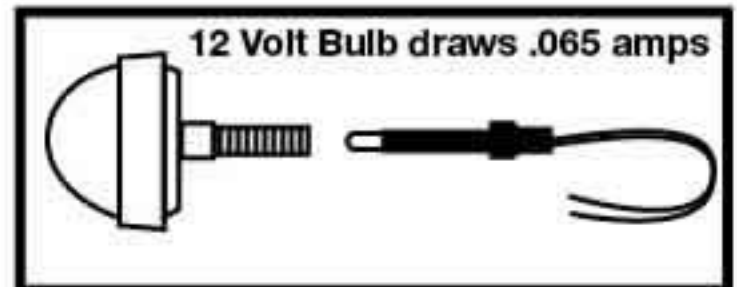
Designed to fit Harley Davidson SoftTails. The Deringer light mounts on the end of the fender strut to both increase visability and gives that nostalgic look.

Installation Instructions:

To remove Gem from light body, rotate Gem counter clockwise loosening the nut which will relax the compression on the rubber plug allowing you to remove the Gem and plug from the bracket. This gives you easy access to remove the bulb assembly. To reinstall, simply reverse the process.



To Connect wires, attach or splice one wire to **POSITIVE** 12 volt DC, the other to the ground. (bulb is not polarity sensitive).



BULB REPLACEMENT INSTRUCTIONS

To remove bulb from marker gem, simply rotate the bulb at back of stud (counter-clockwise) while gently pulling bulb base. **SEE DIAGRAM.**

To reinstall bulb reverse the process.